

Forbindelser i Vibratorer

DAWIDS-Radio, Nørresundby,

*my's Solva har en Dasa Sender 71 E -12 -
modtagu 71 D10-112*

KACO - Gegentakt - Zerhacker

ohne Treibkontakt

mit Treibkontakt und eingebautem Dämpfungswiderstand

Grundmodelle

C 100

C 300

| Modell- Bezeichnung | Treibkontakt | Funkenlöschung Treibkontakt eingebaut | Gleichrichter- kontakte | isolierter Pendel feder | Oktaletsocket | Europasocket | 7-Stift Miniatursocket | amerikanischer 4-Stift-socket | amerikanischer 6-Stift-socket | amerikanischer 7-Stift-socket | Spezialsocket | Treibspannung | | | | Frequenz Hz + 5% | Funkenlöschung für Treibkontakt | | | Außenmaße | Socket- Abmessung | Grundschaltbild | Socket-schaltbild | | | | |
|------------------------|--------------|---|----------------------------|----------------------------|---------------|--------------|---------------------------|----------------------------------|----------------------------------|----------------------------------|---------------|---------------|-----|-----|-----|---------------------------|------------------------------------|----|-----------------|-----------|----------------------|-----------------|-------------------|---------------|---|---|---|
| | | | | | | | | | | | | V | W | A | V | | R | C | Schalt- bild | | | | | Abbildung Nr. | | | |
| | | | | | | | | | | | | | | *) | | | Ω | MF | | | | | | 1 | 2 | 5 | 2 |
| C 100/6 | | | | | x | | | | | | | 6 | 0,9 | 4 | 115 | | | | 1 | 2 | 5 | 2 | | | | | |
| C 100/12 | | | | | x | | | | | | | 12 | 0,9 | 3 | 115 | | | | 1 | 2 | 5 | 2 | | | | | |
| C 101/6 | | | | | | | | x | | | | 6 | 0,9 | 4 | 115 | | | | 1 | 3 | 5 | 7 | | | | | |
| C 101/12 | | | | | | | | x | | | | 12 | 0,9 | 3 | 115 | | | | 1 | 3 | 5 | 7 | | | | | |
| C 101/24 | | | | | | | | x | | | | 24 | 0,9 | 2 | 115 | | | | 1 | 3 | 5 | 7 | | | | | |
| C 103/6 | | | | | | x | | | | | | 6 | 0,9 | 4 | 115 | | | | 1 | 4 | 5 | 8 | | | | | |
| C 103/12 | | | | | | x | | | | | | 12 | 0,9 | 3 | 115 | | | | 1 | 4 | 5 | 8 | | | | | |
| C 122/6 | | | | | | | | x | | | | 6 | 0,9 | 4 | 115 | | | | 1 | 3 | 11 | 7 | | | | | |
| C 150/6 | | | | | x | | | | | | | 6 | 0,5 | 3,5 | 50 | | | | 1 | 2 | 5 | 2 | | | | | |
| C 150/12 | | | | | x | | | | | | | 12 | 0,5 | 2,5 | 50 | | | | 1 | 2 | 5 | 2 | | | | | |
| C 300/6 | x | x | | | x | | | | | | | 6 | 0,8 | 4 | 115 | | | | 1 | 2 | 6 | 2 | | | | | |
| C 300/12 | x | x | | | x | | | | | | | 12 | 0,8 | 3 | 115 | | | | 1 | 2 | 6 | 2 | | | | | |
| C 300/24 | x | x | | | x | | | | | | | 24 | 0,8 | 2 | 115 | | | | 1 | 2 | 6 | 2 | | | | | |
| C 301/6 | x | x | | | | | | x | | | | 6 | 0,8 | 4 | 115 | | | | 1 | 3 | 6 | 9 | | | | | |
| C 301/12 | x | x | | | | | | x | | | | 12 | 0,8 | 3 | 115 | | | | 1 | 3 | 6 | 9 | | | | | |
| C 301/24 | x | x | | | | | | x | | | | 24 | 0,8 | 2 | 115 | | | | 1 | 3 | 6 | 9 | | | | | |
| C 303/6 | x | x | | | | x | | | | | | 6 | 0,8 | 4 | 115 | | | | 1 | 4 | 6 | 10 | | | | | |
| C 303/12 | x | x | | | | x | | | | | | 12 | 0,8 | 3 | 115 | | | | 1 | 4 | 6 | 10 | | | | | |
| C 303/24 | x | x | | | | x | | | | | | 24 | 0,8 | 2 | 115 | | | | 1 | 4 | 6 | 10 | | | | | |

Auf Wunsch wird ein Masseblech (Ausführung siehe Seite 4) geliefert, das eine sichere Verbindung zwischen Masse und Zerhackergehäuse gewährleistet.
*) maximal zulässiger Strom bei höchster im Betrieb vorkommender Spannung.

Oversigt over Vibratorer. Fotokopi Hærm Møller

DAWIDS-Radio, Nørresundby,

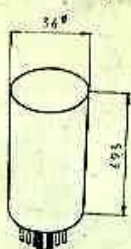


Abb. 1

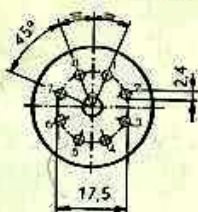


Abb. 2

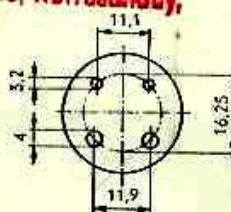


Abb. 3

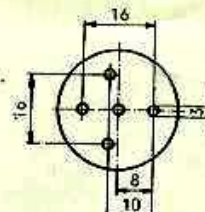


Abb. 4

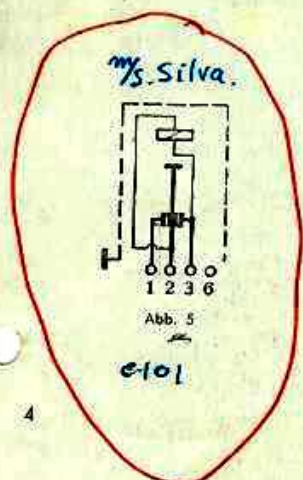


Abb. 5

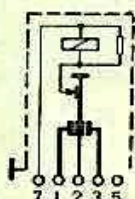


Abb. 6

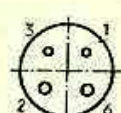


Abb. 7

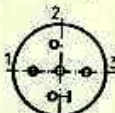


Abb. 8



Abb. 9

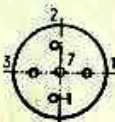


Abb. 10

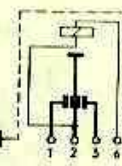
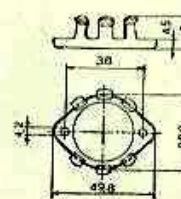


Abb. 11



Masseblech

→ til strømforsyner i mange skibsmøllager